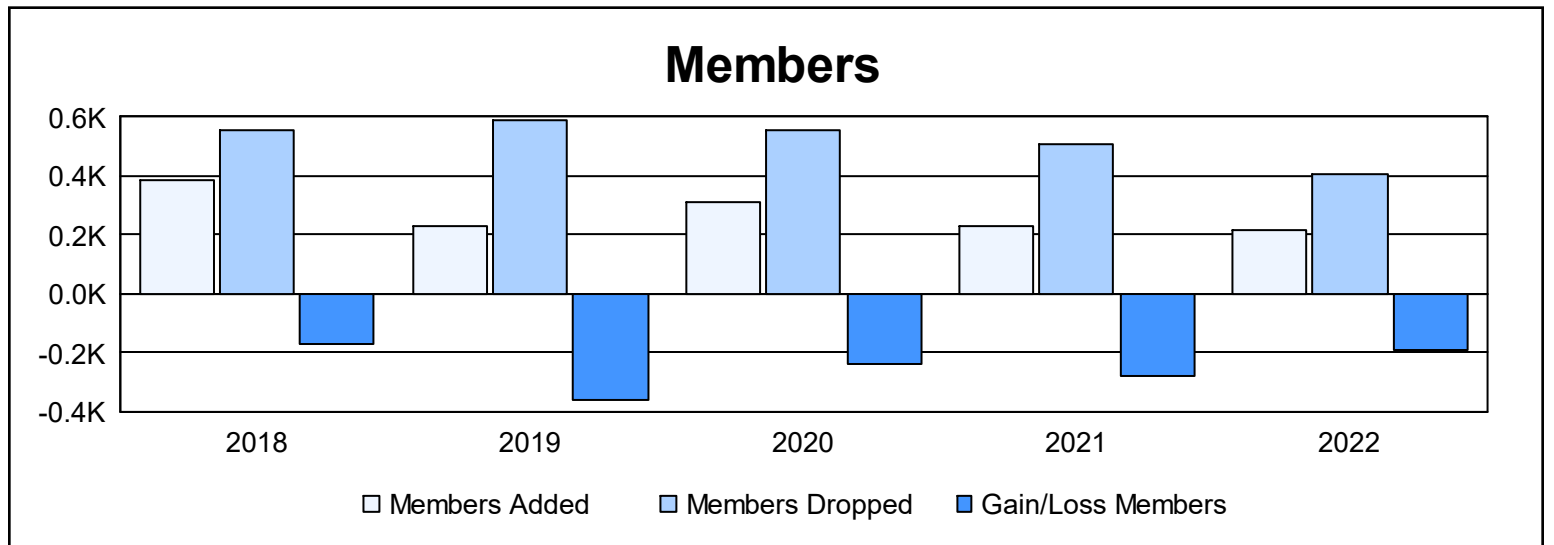
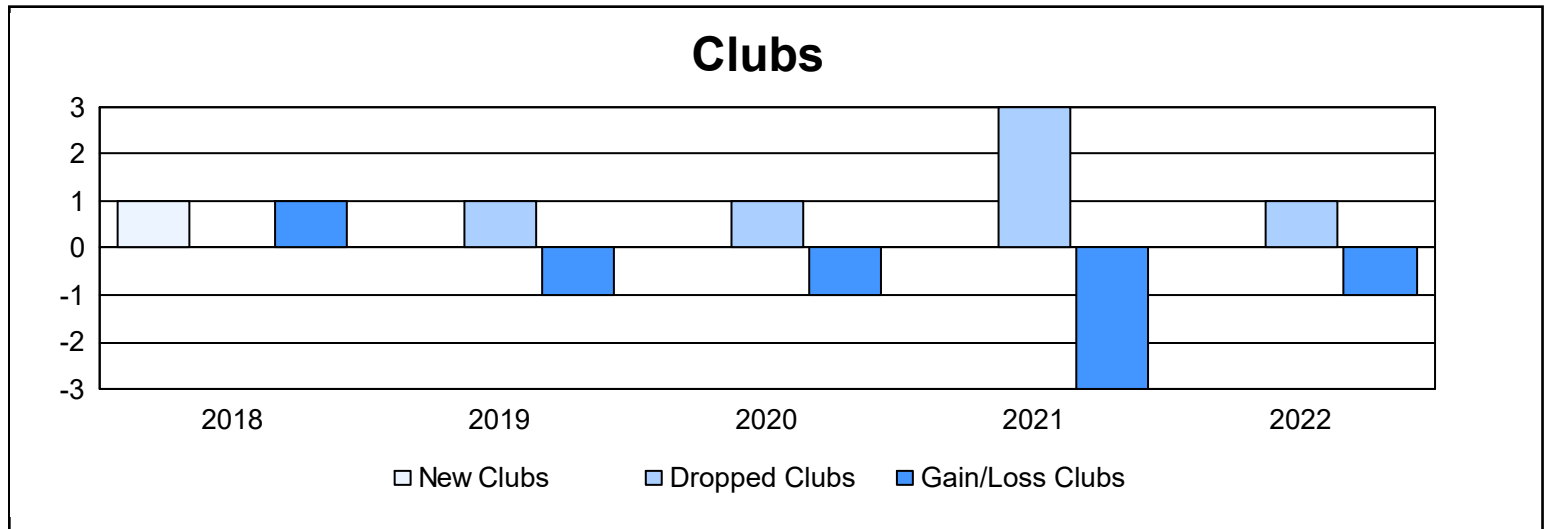
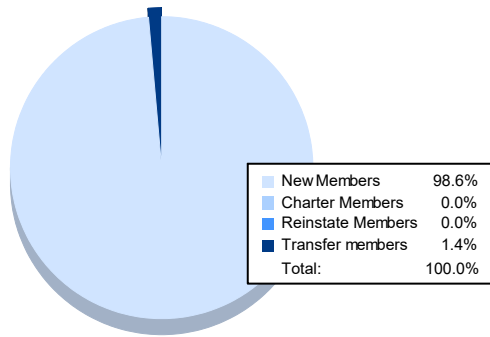


| Year           | New Clubs | Dropped Clubs | Gain/ Loss Clubs | New Members | Charter Members | Reinstate Members | Transfer Members | Total Member Added | Total Members Dropped | Gain/ Loss Members |
|----------------|-----------|---------------|------------------|-------------|-----------------|-------------------|------------------|--------------------|-----------------------|--------------------|
| 2017-2018      | 1         | 0             | 1                | 357         | 21              | 2                 | 4                | 384                | 554                   | -170               |
| 2018-2019      | 0         | 1             | -1               | 226         | 0               | 3                 | 1                | 230                | 588                   | -358               |
| 2019-2020      | 0         | 1             | -1               | 302         | 0               | 6                 | 6                | 314                | 555                   | -241               |
| 2020-2021      | 0         | 3             | -3               | 226         | 0               | 5                 | 2                | 233                | 509                   | -276               |
| 2021-2022      | 0         | 1             | -1               | 212         | 0               | 0                 | 3                | 215                | 405                   | -190               |
| <b>Average</b> | <b>0</b>  | <b>1</b>      | <b>-1</b>        | <b>265</b>  | <b>4</b>        | <b>3</b>          | <b>3</b>         | <b>275</b>         | <b>522</b>            | <b>-247</b>        |



### Membership Composition June 2022 Cumulative



### Gender Composition June 2022 Cumulative

